

# Dimmer 2

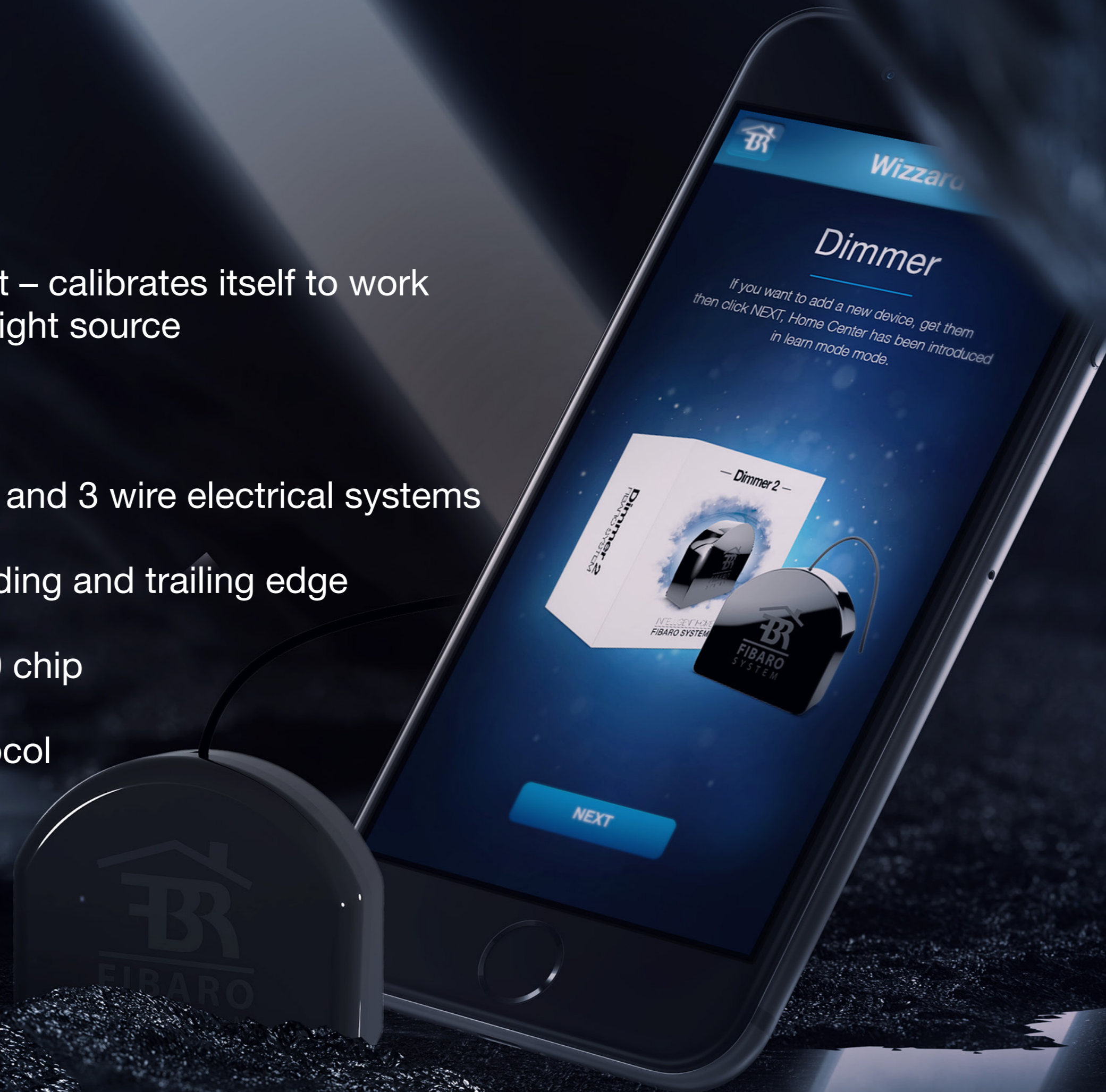
Next Step To True Intelligence



 **FIBARO**<sup>®</sup>  
Home intelligence

# General Information

- Uniquely Intelligent – calibrates itself to work with a connected light source
- Power Metering
- Compatible with 2 and 3 wire electrical systems
- Supports both leading and trailing edge
- Z-Wave series 500 chip
- Z-Wave Plus protocol




# General Information

- Scene activation
- Security and Notification class
- Configuration menu with LED
- DEKRA and Z-Wave certification
- Maximum output of 250W
- New Intelligent Bypass 2 (available soon)



# Z-Wave 500 Chip

Thanks to the innovative Z-Wave 500 Series 5th Generation Chip, communication between devices is much faster and command frames sent within the Z-Wave network are protected from collisions.



# A New Dimension of Intelligence

Using the unique, specially designed algorithm, Dimmer 2 recognizes the type of a connected light source and calibrates itself to work with it. Now you can be sure that lights in your home are controlled in the optimal way.



**RECOGNIZED**

the type of light source



**CALIBRATED**

optimal control

# Compatible With Both 2 and 3 Wire Systems

The Dimmer 2 is designed in such a way that it can be used in both 2 and 3 wire electrical systems. You can use it in older electrical systems as well.



OLD INSTALLATION

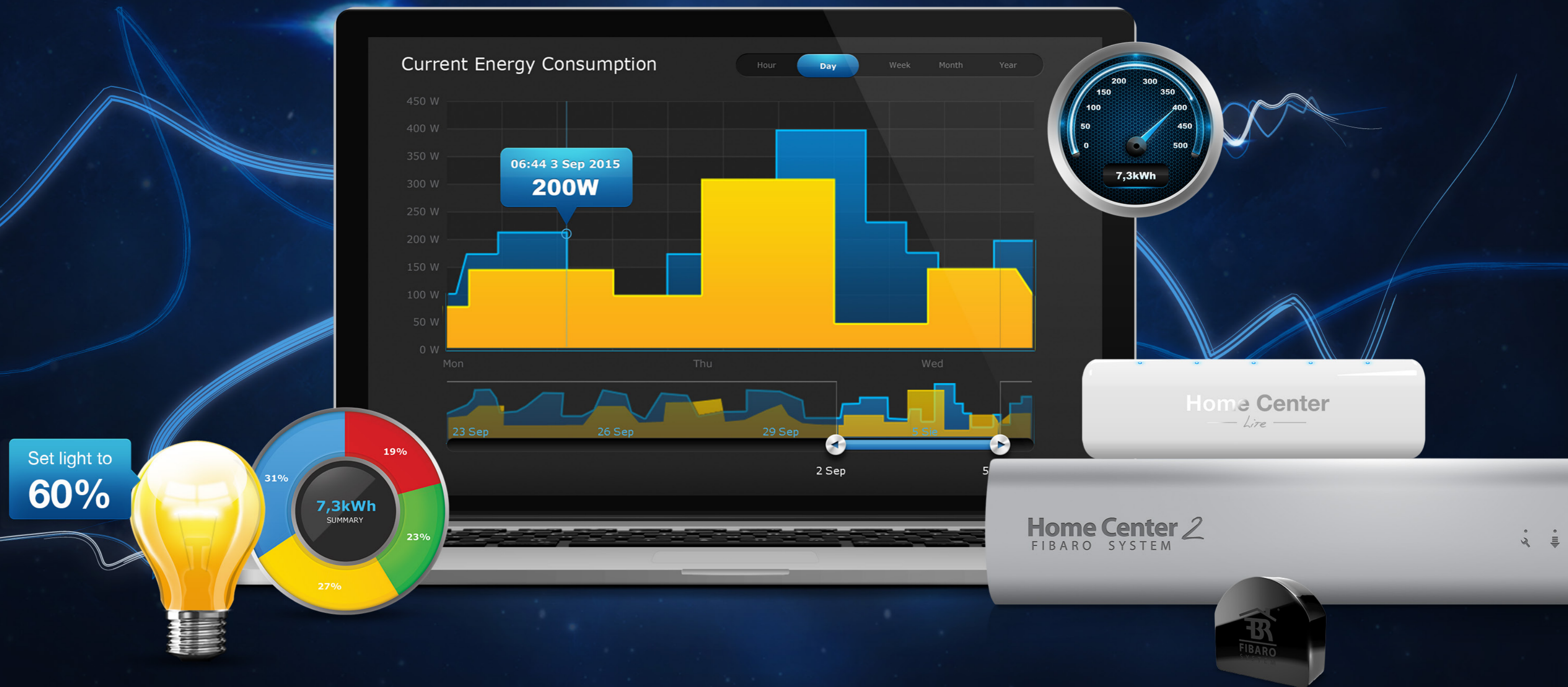
Two wire

NEW INSTALLATION

Three wire

# Power Metering

The new Dimmer 2 features power metering functionality. You can view the energy consumption of your home in clear charts and graphs, and use it to reduce your monthly bills.



# Control Various Light Sources

The Dimmer 2 is an advanced device, the first on the market to offer the possibility to control both the leading edge and the trailing edge. Now you are free to choose a light source and fully control it any way you want.





# New Options

Configure the lights as you wish with Dimmer 2 and the creative use of scenes. Imagine that in the middle of the night you need to go to toilet. You turn the lights on and you're blinded. Sounds familiar? With Dimmer 2 the lights will turn on slightly dimmed, gently illuminating your way.



# Scene Management

Dimmer 2 offers an extremely intuitive scene management. The device will turn one of the light switch buttons into a scene trigger. Activating a selected scene becomes as simple as turning the light on. Just press the button while entering the room!

Run Scene **Chillout**



# Secure Communication

Dimmer 2 incorporates the Z-Wave 500 series chip and fully uses its benefits. The most significant of them is the ability to use the encrypted communication which is secure and reliable.



# Intelligent Notifications

The Dimmer 2 incorporates a number of security features protecting the device from overheating, overload and voltage drop. Should any of these happen, you will be notified immediately.



\*soon supported by HC2 and HCL

# New Intelligent Bypass 2

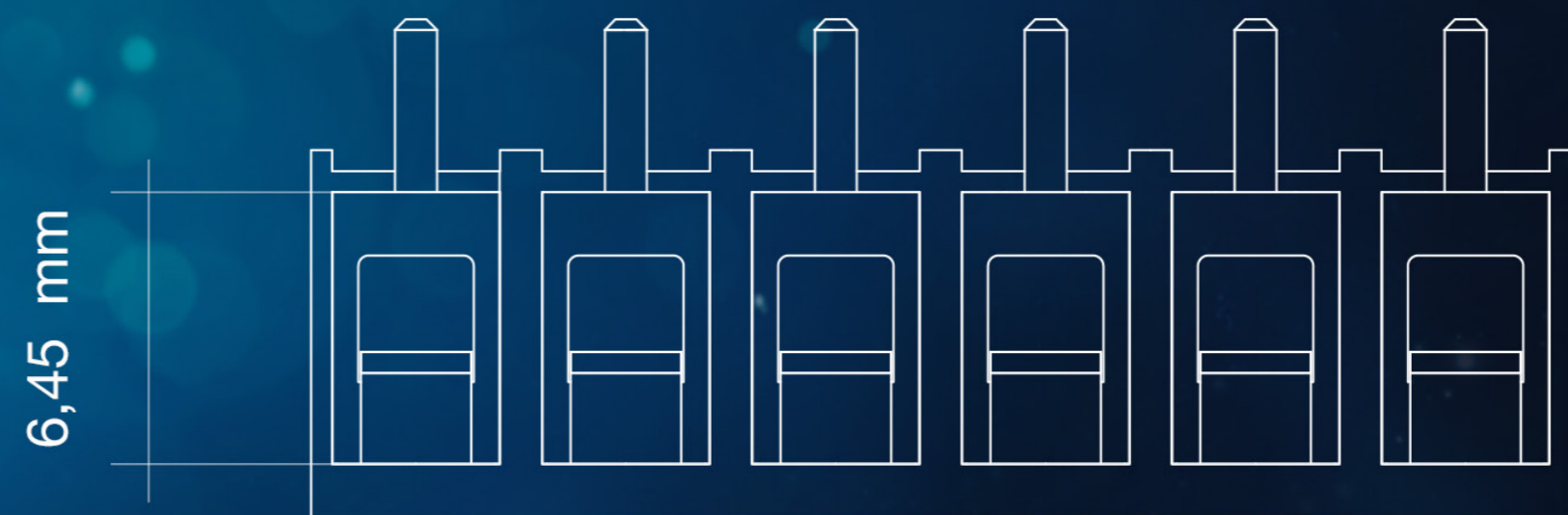
To increase the possibilities of the Dimmer 2 even more we have designed the new Bypass 2:

- Complementary to Dimmer 2,
- Increases the possibilities of Dimmer 2,
- Controlled by its own microprocessor.



# Large Connecting Terminals – Easy Installation

The Dimmer 2 is equipped with large connecting terminals which simplify the installation process. You can connect it to wires of a larger diameter and make the installation faster.



# User Friendly Configuration Menu

The built-in RGB diode is a perfect source of information during the installation process. It will show you when the Dimmer 2 has been included to or excluded from the network. You will see whether the calibration or software update has successfully completed. You can also check the Z-Wave network range.



-  **BLUE**  
Initiate the load calibration procedure.
-  **RED**  
Load calibration procedure with Fibaro Bypass 2.
-  **WHITE**  
Activate turning the load on/off using the B-button
-  **GREEN**  
Reset the energy consumption data memory.
-  **VIOLET**  
Initiate the Z-Wave network range test.
-  **YELLOW**  
Reset the Fibaro Dimmer 2 to factory defaults.

# Z-Wave Range Tester

Use the Dimmer 2 to test the Z-Wave network range. The built-in RGB diode will help you see if the place in which you chose to install the Dimmer 2 stays within the direct range of the Z-Wave network.





# Software Update

You can update the software to its new version whenever available. This way you will always benefit from any new functionalities without the need of purchasing new device.



UPDATE PROGRESS



# Summary

The Dimmer 2 is a revolution in lighting control. Thanks to its unique and innovative features the Dimmer 2 can recognize the connected light source and adapt itself to it. The new Z-Wave 500 Series Chip and Z-Wave Plus protocol mean increased security and more reliable communication. The power metering functionality helps to optimize your electricity bills. Using the scene activation you can customize your home even further.

With **FIBARO**, the only limit is your imagination.

 **FIBARO**<sup>®</sup>  
Home intelligence

*Your home, your imagination*